


How to Check Your Student's Progress on the Home Page

A student's progress and latest activity is all available on the home page at a glance, and is quickly discerned when you know where to look. There are progress bars for each course assigned to the student, and each has three sections. The light gray bar equals 100% of the time allotted for finishing the course, the dark gray bar represents where the student should be in the course currently, and the colored bar shows the actual progress, being either green, orange, or red, depending on whether the student is on track, falling behind, or far behind.

The screenshot displays a student's home page for 'Example Student'. At the top right, an 'Overall Progress' bar is shown with a red segment, and the current grades are listed as 'F-C-'. Below this, there are navigation tabs for 'Overview', 'Report Card', 'Daily Activity', and 'Messages (0)'. A 'Send Message...' button is also present. The main content area is divided into two columns. The left column lists three courses: 'Grade 6 - Science Semester 1 (Compr...)' with a grade of F (31.5%) and 0.04 credits; 'Algebra 1A-FYI' with a grade of - (0.0%) and 0.00 credits; and 'Test Course 1' with a grade of C- (72.0%) and 0.42 credits. Each course entry includes a 'Work on this course' link, start and due dates, lessons finished today/this week, and total lessons finished. The right column, titled 'Latest Activity', lists recent work items with timestamps and durations, such as 'Assignment Content 1 in Test Course 1' on Sep 11, 2019, and 'Lesson 4 - The Scientific Method' on Aug 8, 2019.

Overall progress for all courses is shown by the bar and letter grades in the upper right corner of the screen. The Latest Activity column shows all the recent work from the student with course information and time/date stamps, as well as how much time was spent on each item.


The Report Card tab gives extensive information about all aspects of a student's progress in each course, including when each course was assigned and when it's due, the letter and percentage grade, the hours logged working on each course, the number of finished and unfinished lessons, as well as the total number of lessons in the course, and more.

Example Student Overall Progress:  Grades: F-C-

Overview **Report Card** Daily Activity Messages (0) Send Message...

Course	Assigned	Due	State	Progress	Grade	Instr. Days	Hours Logged	Finished Lessons	Unfinished Lessons	Total Lessons	Credits
Grade 6 - Science Semester 1 (Comprehend)	Feb 27, 2019	Feb 27, 2020	active	far behind	F (31.5%)	172	1.0	8	90	98	0.04/0.50
Algebra 1A-FYI	Aug 13, 2019	Aug 12, 2020	active	far behind	- (0.0%)	53	0.0	0	145	145	0.00/0.50
Test Course 1	Feb 27, 2019	Feb 27, 2020	active	on track	C- (72.0%)	172	0.1	5	1	6	0.42/0.50

The Daily Activity tab will show you the times that the student was logged into the system for each day. You can use the links for **Show a different period** and **Download CSV** to change the time period being displayed and to download a file containing all the relevant information.

Example Student Overall Progress:  Grades: F-C-


Overview Report Card **Daily Activity** Messages (0) Send Message...

Activity During October 2019

[Show a different period](#) [Download CSV](#)

Date	Minutes Worked	Lessons Finished	Mastered First Try	Login Sessions
Thu, Oct 24	0.0	0	0.0%	10:01 am - 10:02 am; 10:06 am - 10:22 am
Wed, Oct 23	0.0	0	0.0%	

The Messages tab shows conversations and messages from teachers, and is the hub where the student communicates.

Example Student Overall Progress:  Grades: F-C-

Overview Report Card Daily Activity **Messages (0)** Send Message...

You've read all your messages.

Teacher Two 10:11am today
You said: Can I have some help with the last lesson? 1 message

Did this answer your question? 